

Score Summary

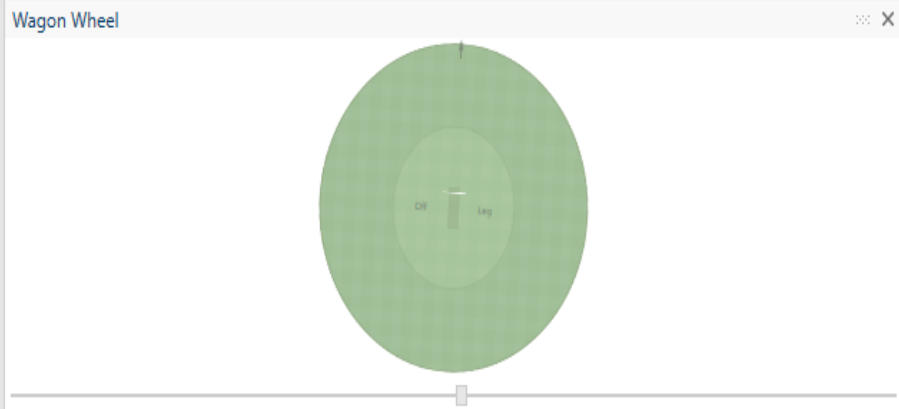
The Bush 11 257/6 (28.5) Last Wicket: **240/6** WASP: **N/A** DRS: **SB 0 NC 0**
 'TGTTWHES' 242/8 Last 5 Overs: **47/2** DLS Par: **N/A** Over Rate: **N/A**
 Power Play: **N/A** Comparison: **148/2** Cut-Off: **N/A**
 Target Reached Run Rate: **8.91** Req Rate: ∞ Overs Rem: **11.1**

Play Control

Striker: I Otto-Mian **157 91 22 8** Bowler: E Greening **5.5 0 76 1**
 Non-Striker: F Miller **36 24 4 0** Over/Ball: 25 . 2 **Edit**
 This Over: 11.4.9 P/S: 17 9 2 1 Play State: In Play **Start Ball**

Scoring

Wicket	Runs		Wides		Byes		Leg Byes		No Ball (b)		No Ball (lb)		No Ball (Runs)			
	0	1	w	+1	+2	1	2	1	2	1	2	1	2	0	1	2
Pen	3	4	+3	+4	?	3	4	3	4	3	4	3	4	3	4	6



Fielding

Ball by Ball

#	Batsman	Bowler	Runs	Extras	Wickets	Lin
26.6	I Otto-Mian	E Greening	0			
26.5	F Miller	E Greening	0		Caught	
26.4	I Otto-Mian	E Greening	1			
26.3	I Otto-Mian	E Greening	0			
26.2	I Otto-Mian	E Greening	0			
26.1	I Otto-Mian	E Greening	0			
Over 26			239/4	15	0	
25.6	F Miller	E Greening	9			
25.5	F Miller	E Greening	0			
25.4	F Miller	E Greening	4			
25.3	F Miller	E Greening	0			
25.2	I Otto-Mian	E Greening	1			
25.1	F Miller	E Greening	1			
Over 25			224/4	8	0	
24.6	F Miller	E Greening	0			
24.5	F Miller	E Greening	1			
24.4	F Miller	E Greening	4			
24.3	F Miller	E Greening	2			
24.2	I Otto-Mian	E Greening	1			
24.1	I Otto-Mian	E Greening	0			
Over 24			216/4	22	0	
23.6	I Otto-Mian	E Greening	6			
23.5	I Otto-Mian	E Greening	1			
23.4	I Otto-Mian	E Greening	6			
23.3	I Otto-Mian	E Greening	4			
23.2	I Otto-Mian	E Greening	4			
23.1	F Miller	E Greening	1			
Over 23			194/4	19	0	
22.6	I Otto-Mian	E Greening	6			
22.5	I Otto-Mian	E Greening	4			
22.4	I Otto-Mian	E Greening	4			
22.3	F Miller	E Greening	1			
22.2	F Miller	E Greening	4			

Main Scoreboard

THE BUSH 11 257/6 12:51
 'TGTTWHES' 242/8

OTTO-MIAN* 157 (91) 172.5
 O'SULLIVAN 6 (5) 120.0

GREENING 5.5 0 76 1 13.0

TARGET 243 RR 8.9
 OVERS 28.5 REQ 0.0 REM 11.1

Score Summary

The Bush 11 257/6 (28.5)
 'TGTTWHES' 242/8

Target Reached

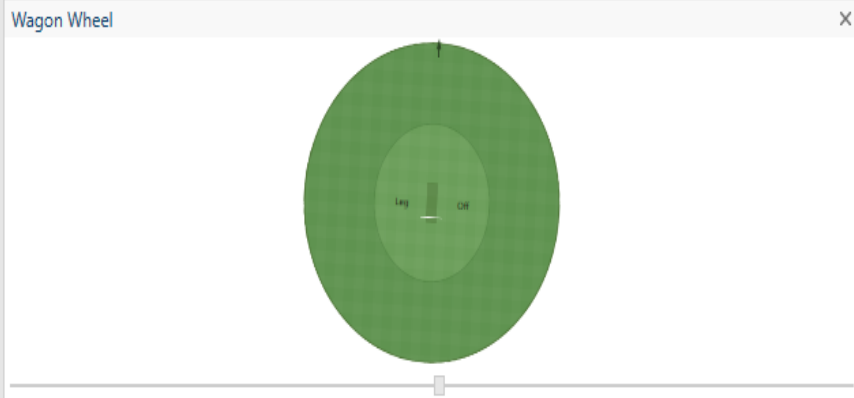
Last Wicket:	240/6	WASP:	N/A	DRS:	SB 0 NC 0
Last 5 Overs:	47/2	DLS Par:	N/A	Over Rate:	N/A
Power Play:	N/A	Comparison:	148/2	Cut-Off:	N/A
Run Rate:	8.91	Req Rate:	∞	Overs Rem:	11.1

Play Control

Striker:	I Otto-Mian	R	B	4	6	Bowler:	E Greening	O	M	R	W
		157	91	22	8			5.5	0	76	1
Non-Striker:	C O'Sullivan	6	5	1	0	Over/Ball:	28	6*	Edit		
This Over:	..164	P/S:	17	9	2	1	Play State:	In Play	End Ball		

Scoring

Wicket	Runs			Wides		Byes		Leg Byes		No Ball (b)		No Ball (lb)		No Ball (Runs)			
	0	1	2	w	+1	+2	1	2	1	2	1	2	1	2	0	1	2
Pen	3	4	6	+3	+4	? v	3	4	3	4	3	4	3	4	3	4	6



Fielding

Player Name:

Ball by Ball

#	Batsman	Bowler	Runs	Extras	Wickets	Lin
Over 29 257/6 11 0						
28.6*	I Otto-Mian	E Greening				
28.5	I Otto-Mian	E Greening	4			
28.4	I Otto-Mian	E Greening	6			
28.3	C O'Sullivan	E Greening	1			
28.2	C O'Sullivan	E Greening	0			
28.1	C O'Sullivan	E Greening	0			
Over 28 246/6 6 0						
27.6	C O'Sullivan	J Mason	1			
27.5	C O'Sullivan	J Mason	4			
27.4	I Otto-Mian	J Mason	1			
27.3	I Otto-Mian	J Mason	0			
27.2	L Hockley	J Mason	0		Caught	
27.1	L Hockley	J Mason	0			
Over 27 240/5 1 0						
26.6	I Otto-Mian	E Greening	0			
26.5	F Miller	E Greening	0		Caught	
26.4	I Otto-Mian	E Greening	1			
26.3	I Otto-Mian	E Greening	0			
26.2	I Otto-Mian	E Greening	0			
26.1	I Otto-Mian	E Greening	0			
Over 26 239/4 15 0						
25.6	F Miller	E Greening	9			
25.5	F Miller	E Greening	0			
25.4	F Miller	E Greening	4			
25.3	F Miller	E Greening	0			
25.2	I Otto-Mian	E Greening	1			
25.1	F Miller	E Greening	1			
Over 25 224/4 8 0						
24.6	F Miller	E Greening	0			
24.5	F Miller	E Greening	1			
24.4	F Miller	E Greening	4			

Main Scoreboard

THE BUSH 11 257/6 1:03
 'TGTTWHES' 242/8

OTTO-MIAN* 157 (91) 172.5
O'SULLIVAN 6 (5) 120.0

GREENING O 5.5 M 0 R 76 W 1 rpo 13.0

TARGET 243 RR 8.9
 OVERS 28.5 REQ 0.0 REM 11.1

Score Summary

The Bush 11 257/6 (28.5) Last Wicket: **240/6** WASP: **N/A** DRS: **SB 0 NC 0**
 'TGTTWHES' 242/8 Last 5 Overs: **47/2** DLS Par: **N/A** Over Rate: **N/A**
 Power Play: **N/A** Comparison: **148/2** Cut-Off: **N/A**
 Target Reached Run Rate: **8.91** Req Rate: ∞ Overs Rem: **11.1**

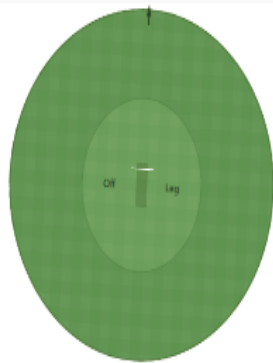
Play Control

Striker: I Otto-Mian R B 4 6 O M R W 157 91 22 8 Bowler: E Greening 5.5 0 76 1
 Non-Striker: C O'Sullivan 6 5 1 0 Over/Ball: 28 6* Edit
 This Over: ..164 P/S: 17 9 2 1 Play State: In Play End Ball

Scoring

Wicket	Runs			Wides		Byes		Leg Byes		No Ball (b)		No Ball (lb)		No Ball (Runs)			
	0	1	2	w	+1	+2	1	2	1	2	1	2	1	2	0	1	2
Pen	3	4	6	+3	+4	?	3	4	3	4	3	4	3	4	3	4	6

Wagon Wheel



Fielding

Fielding position input field.

Ball by Ball

#	Batsman	Bowler	Runs	Extras	Wickets	Link
17.3	G Woodford	R Price	0			
17.2	G Woodford	R Price	0			
17.1	I Otto-Mian	R Price	1			
Over 17			134/3	9	1	
16.7	I Otto-Mian	J Mason	1			
16.6	I Otto-Mian	J Mason	0			
16.5	I Otto-Mian	J Mason	6			
16.4	I Otto-Mian	J Mason	0			
16.3	I Otto-Mian	J Mason	0			
16.2	I Otto-Mian	J Mason	2			
16.1	I Otto-Mian	J Mason	0	1nb		
Over 16			124/3	2	0	
15.6	G Woodford	J Mason	0			
15.5	I Otto-Mian	R Price	1			
15.4	G Woodford	R Price	1			
15.3	G Woodford	R Price	0			
15.2	G Woodford	R Price	0			
15.1	G Woodford	R Price	0			
Over 15			122/3	16	0	
14.6	I Otto-Mian	R Styles	0			
14.5	I Otto-Mian	R Styles	0			
14.4	I Otto-Mian	R Styles	4			
14.3	I Otto-Mian	R Styles	4			
14.2	I Otto-Mian	R Styles	4			
14.1	I Otto-Mian	R Styles	4			
Over 14			106/3	13	0	
13.6	I Otto-Mian	R Price	1			
13.5	I Otto-Mian	R Price	0			
13.4	I Otto-Mian	R Price	4			
13.3	I Otto-Mian	R Price	0			
13.2	I Otto-Mian	R Price	4			
13.1	I Otto-Mian	R Price	4			

Main Scoreboard

THE BUSH 11 257/6 1:07
 'TGTTWHES' 242/8

OTTO-MIAN* 157 (91) 172.5
O'SULLIVAN 6 (5) 120.0

GREENING 5.5 0 76 1 13.0

TARGET 243 RR 8.9
 OVERS 28.5 REQ 0.0 REM 11.1